

Tablet PC Agile S

Quick Start Guide



Quick start guide - Translation

Agile S

10.1" Tablet PC

Type G7-A0B*-****/*****

Document No.: G1-A0B0-7E0001

Status: December 2021 / Revision A

Proviso: Subject to technical changes. Changes, mistakes and printing errors do not substantiate any claim to damages.

Content	Pages
English	1-16

1	Basic safety information	1
	1.1 Information on this Quick Start Guide.....	1
	1.1.1 Languages.....	2
	1.1.2 Changes in the document.....	2
	1.1.3 Registered trademarks	2
	1.2 Handling the product	2
	1.3 Intended use.....	3
	1.3.1 Exclusive purpose	3
	1.3.2 Unintended use	3
	1.4 Duties of the operator	3
	1.5 Safety information.....	3
	1.6 Maintenance	4
	1.6.1 Servicing.....	4
	1.6.2 Repairs	4
	1.6.3 Commissioning.....	4
	1.7 Warranty	5
	1.8 Co-applicable documents - set of documents.....	6
	1.9 Definition of terms.....	6
	1.10 Configuration	6
2	Product description	7
	2.1 Agile S.....	7
	2.2 Purpose of use	7
3	Technical data	8
	3.1 Applicable standards	8
	3.1.1 User environment	8
	3.2 Battery	8
	3.3 Product labelling	9
4	Transport and storage.....	11
	4.1 Transport.....	11
	4.2 Storage.....	11
5	Commissioning	12
	5.1 Requirements	12
	5.2 First steps.....	13
	5.2.1 Activating peripheral equipment in the utility program	13
6	Disposal.....	14
7	Declaration of Conformity	15
	7.1 EU Declaration of Conformity	15

1 Basic safety information

1.1 Information on this Quick Start Guide



Read carefully before putting the devices into operation.

The Quick Start Guide is a fixed part of the product. It must be kept in the direct vicinity of the device and the installation, operating and service staff must have access to it at all times.

The Quick Start Guide contains important information and safety instructions which are necessary for the perfect function of the device in operation.

The Quick Start Guide is directed at all individuals concerned with the commissioning, handling and servicing of the product.

Knowledge of the safety and warning information in this Quick Start Guide and the strict compliance with it is essential for safe installation and commissioning. Accidents, injuries and material damage can be avoided by circumspect handling and systematically following the instructions.

The examples, tables, and figures provided in this Quick Start Guide are for illustration purposes. Due to the different requirements of the respective application, the BARTEC company cannot assume responsibility or liability for actual use based on the examples and figures.

The BARTEC company reserves the right to carry out technical changes at any time.

In no event will BARTEC company be responsible or liable for indirect or consequential damages resulting from the use or application of this Quick Start Guide.

Safety and warning information is particularly emphasised in this Quick Start Guide and marked by symbols.

WARNING

WARNING describes a possibly imminent danger. If not avoided, death or severe injury may be the consequence.

ATTENTION

ATTENTION describes a possibly damaging situation. If not avoided, the plant or objects in its vicinity may be damaged.



Important information on effective, economical & environmentally compliant handling.

1.1.1 Languages

The original Quick Start Guide with safety information is written in German. All other available languages are translations of the original Quick Start Guide.

The Quick Start Guide is available in German and English. If further languages are required, these must be requested from BARTEC or stated on placing an order.

1.1.2 Changes in the document

BARTEC reserves the right to change the content of this document without notification. No warranty is assumed for the correctness of the information. In cases of doubt, the German safety instructions apply because it is not possible to rule out errors of translation or printing. In the case of legal disputes, the "General Terms and Conditions of Business" of the BARTEC Group also apply.

The current versions of the datasheets, user manual, certificates and declarations of conformity can be downloaded from www.bartec.com or may be requested directly from BARTEC GmbH.

1.1.3 Registered trademarks

Intel®	is a registered trademark of Intel Corporation
Bluetooth®	is a registered trademark of Bluetooth Special Interest Group
WINDOWS	is a registered trademark of MICROSOFT Corporation

1.2 Handling the product

The product described in this Quick Start Guide left the factory in a perfect and tested state in terms of safety. To maintain this state and to achieve a perfect and safe operation of this product, it may only be operated in the manner described by the manufacturer. In addition, the perfect and safe operation of this product requires correct transportation, proper storage and careful operation.

The safe and perfect handling of the tablet PC is a prerequisite for its perfect and correct functioning.

1.3 Intended use

1.3.1 Exclusive purpose

The tablet PC series is a handheld piece of electrical equipment. It serves the purpose of the mobile recording, processing and/or radio transmission of data.

It is used exclusively in combination with devices which comply with the requirements placed on the overvoltage category I.

The admissible operating data of the device used must be considered.

1.3.2 Unintended use

Any other use is unintended and may lead to damage and accidents. The manufacturer shall not be liable for any use extending beyond the exclusive purpose.

1.4 Duties of the operator

The operator undertakes to only permit persons to work with the tablet PC who

- are acquainted with the basic regulations on safety and accident prevention, and who have been inducted in the use of the tablet PC,
- have read and understood the documentation, the safety chapter and the warnings.

The operator checks that the safety and accident prevention regulations applicable to the respective case of use have been observed.

1.5 Safety information

- General statutory provisions or guidelines on occupational health and safety, accident prevention provisions and environmental protection laws must be heeded, e.g. Operational Safety Ordinance (BetrSichV) and nationally applicable ordinances.
- Use suitable clothing and shoes with respect to the danger of hazardous electrostatic charges.
- Avoid heat influences outside the specified temperature range.
- Protect device from external influences! Do not expose device to caustic/aggressive liquids, vapours or spray.

1.6 Maintenance

The pertinent erection and operating provisions for electrical systems must be observed! (e.g. Directive 2014/34/EU, BetrSichV and nationally applicable ordinances DIN VDE 0100)
Observe the national waste disposal regulations when disposing of the devices.

1.6.1 Servicing

No constant servicing will be necessary if operated correctly under consideration of the assembly instructions and environmental conditions.

1.6.2 Repairs

Repairs may only be performed by authorised personnel with original spare parts and according to the state of the art. The applicable provisions must be observed in this respect.

1.6.3 Commissioning

It must be checked that all components and documents are available before commissioning.

1.7 Warranty

WARNING

No changes or retrofits may be made without the written consent of the manufacturer.

In the case of externally procured parts, it is not guaranteed that these have been designed and manufactured in accordance with their load and requisite safety.

- ▶ Contact the manufacturer before any changes or retrofits to receive a release. Only use original spare and wearing parts.



The manufacturer shall exclusively assume the complete warranty only for spare parts ordered from him.

Our “General Terms and Conditions of Sale and Delivery” shall apply in principle. These shall be made available to the operator on signing of contract at the latest. Warranty and liability claims in the case of injury and damage to property shall be excluded if they are attributable to one or several of the following causes:

- Unintended use of the tablet PC.
- Incorrect handling
- Failure to observe the information in the Quick Start Guide and the user manual with respect to transport, storage, commissioning, operation and service.
- Independent structural changes
- Faulty monitoring of parts subject to wear and tear.
- Incorrectly performed repairs.
- Cases of disaster through the impact of foreign bodies and force majeure.

We grant a warranty period of one year starting from the date of delivery from the Bad Mergentheim factory on the tablet PCs (exception: battery 6 months). The warranty period for accessories is one year starting from the date of delivery from the Bad Mergentheim factory. This warranty covers all parts of the delivery and shall be restricted to the free replacement or repair of the defective parts in our Bad Mergentheim factory. For this purpose, any packaging supplied must be kept where possible. In the case of warranty, the goods must be returned to us after written agreement using an RMA form. There shall be no claim to repair at the sight of erection.

1.8 Co-applicable documents - set of documents

- **Data sheet for the Tablet PC Agile S**

This technical data sheet contains the most important general technical data.

1.9 Definition of terms

A few abbreviations are used in the documentation.

Agile = stands for the entire product series

1.10 Configuration



The devices are only supplied with preinstalled operating system.

Customer software or further applications are not contained in the delivery.

This Quick Start Guide refers to the following configurations:

Configuration	Version
Processor	Intel Core i5-7200U Kaby lake 2.5 GHz (turbo to 3.1 GHz)
Display	10.1" with 1920 x 1200 Pixel resolution
Memory	8 GB
Mass storage	256 GB
Operating system	Windows 10 IoT Enterprise CBB / 64 Bit - MUI (Multilingual) Windows 10 IoT Enterprise LTSC / 64 Bit - MUI (Multilingual)
WLAN	IEEE 802.11 a/b/g/n/ac
Bluetooth	5.0
WWAN (optional)	4G/LTE module with European frequencies and North American frequencies
GPS	u-Blox Neo-M8 with an accuracy of 2.5 m (prepared for Galileo GPS System)
Scanner Options (optional)	1D/2D Imager
RFID-Reader HF/NFC	13.56 MHz ISO 15693 ISO 14443-A ISO 18092

2 Product description

2.1 Agile S

The Agile S is a tough tablet PC with 10.1" display, which has been designed for use in the industrial environments.



2.2 Purpose of use

The tablet PCs Agile S are handheld electrical devices. They serve the purpose of entry, processing and (radio) transmission of data.

3 Technical data

3.1 Applicable standards

3.1.1 User environment

Operating temperature	-20 °C to +50 °C (-4 °F to +122 °F)
Charging temperature	0 °C to +45 °C (+32 °F to +113 °F)
Storage temperature (without battery)	-30 °C to +70 °C (-22 °F to +158 °F)
Relative humidity	10 % to 90 % (non-condensing)
Class of protection (IEC 60529)	IP 65

3.2 Battery

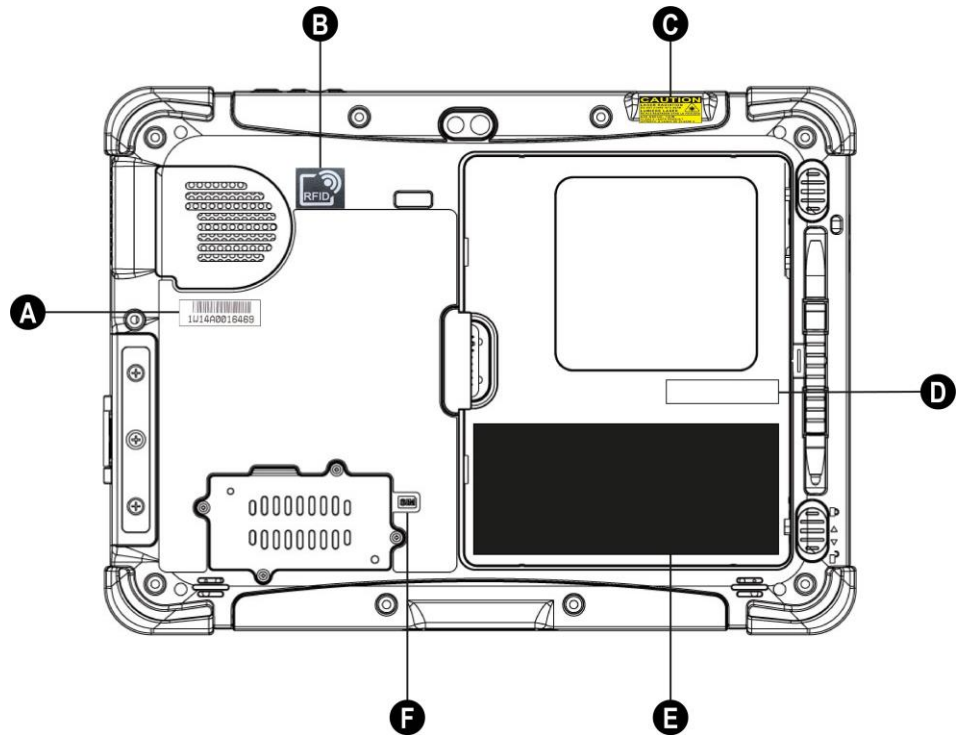


The life of the battery will depend on different use factors and the device settings, e.g.:

- Use and setting of WLAN/Bluetooth
- Background lighting/screensaver
- The settings in power management
- Use and setting of 1D/2D Imager
- Use and setting of 4G/LTE module
- Use and setting of RFID module
- Use and setting of the camera

Battery	Type G7-A0Z0-0039 Lithium polymer battery 7.4 V / 5140 mAh
Operating temperature	
▪ During charging	0 °C to +45 °C (+32 °F to 113 °F)
▪ During discharging	-20 °C to +50 °C (-4 °F to 122 °F)
Storage temperature	-20 °C to +50 °C (-4 °F to 122 °F)
Relative humidity	10 %-90 % (non condensing)
Lifecycle	≥ 300
Battery performance	Up to 8 hours Battery performance depends on device settings.
Backup battery with Hot Swap functions	7.4 V / 330 mAh Integrated in the device and only replaceable in the factory.

3.3 Product labelling




A Serial number 

B RFID 

C Laser warning
Only for devices with integrated 1D/2D Imager

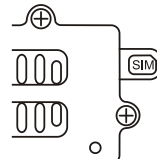


D Microsoft Windows Licence



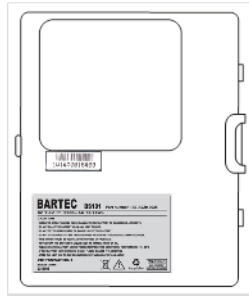
E Type label



F SIM card slot 

Battery, type G7-A0Z0-0039

Rear side



Battery - Type G7-A0Z0-0039

MODEL NO: BS101

DC 7.4 V --- 5140 mAh 38.04 Wh

BARTEC
97980 Bad Mergentheim
Germany

MADE IN TAIWAN

CAUTION

- IMPROPER OPERATION MAY CAUSE DAMAGE TO THE BATTERY OR DANGEROUS ACCIDENTS.
- DO NOT PLACE THE BATTERY NEAR ANY HEAT SOURCE.
- DO NOT TRY TO DISASSEMBLE OR SHORT CIRCUIT THE BATTERY.
- DO NOT USE CHARGERS OTHER THAN THE ONES PROVIDED BY THE ORIGINAL MANUFACTURER.
- THIS BATTERY MUST BE RECYCLED OR DISPOSED OF PROPERLY.
- NEVER SOAK THE BATTERY IN LIQUID SUCH AS WATER, DRINK OR OIL.
- PLEASE USE THE BATTERY UNDER PROPER TEMPERATURE CONDITIONS.
- IF THE BATTERY HAVE NOT BEEN IN USE, PLEASE CHARGE IT 1-3 MONTHS AFTER THE LAST USE TO THE RECOMMENDED STANDARD OF 80% OR ABOVE

2ICP65/54/130-1

RoHS COMPLIANT

WARNING
SEE INSTRUCTIONS FOR PROPER USE

Recyclable

4 Transport and storage

4.1 Transport



Report any transport damage or incomplete deliveries immediately after receipt in writing to the forwarding company and BARTEC GmbH.

Any damage caused through incorrect storage shall not be covered by the warranty provisions of BARTEC GmbH.

4.2 Storage

ATTENTION

Property damage through incorrect storage!

- ▶ Observe storage temperatures.
- ▶ Keep humidity away from the tablet PC.

Additional information on the batteries

The batteries of BARTEC (type G7-A0Z0-0039) are developed and manufactured in accordance with the highest industrial standards. The operating time or storage period of a battery is restricted, however. The actual life of a battery is influenced by different factors, e.g. hot, cold, rough operating environment and falling from a great height. If a battery is kept longer than six months, the performance may be impaired on a permanent basis. Keep the batteries in a dry, cool place. For longer periods of storage, remove the batteries from the device to prevent self-discharge, rusting of the metallic and the escape of electrolyte.

Batteries kept for a duration of six months or longer should be charged and discharged again at least every three months. If electrolyte has escaped, do not touch the areas affected and dispose of the batteries as prescribed. Replace the battery if the operating time has shortened considerably.

The standard warranty period for all BARTEC batteries is six months, whereby it is irrelevant whether the battery was acquired separately or was contained in the scope of the delivery of the tablet PC.

5 Commissioning

5.1 Requirements

Tablet PC

- The tablet PC may not be opened.
One exception is the cover for the 4G/LTE Module/SIM card for installation.
- Do not use, swap or replace and non-specified components.
- Do not retrofit any components to the internal plugs or slots. One exception if the 4G/LTE module, the SIM card and the slot for the microSD card.
- Protect the tablet PC from impact!
- Do not expose the tablet PC to caustic/aggressive liquids, vapours, mists!
- Avoid the impact of moisture outside the specifications.
- Avoid thermal impact outside the specified temperature range.

Battery

- The battery may not be opened.
- Only use the battery for the purpose listed in this Quick Start Guide. Is only suitable for the tablet PC Agile S, Type G7-A0B-..../.....
- There is a danger of burning if used incorrectly. Do not expose the battery to temperatures of more than +60 °C (+140 °F).
- Defective batteries must be disposed of immediately, whereby the provisions on battery disposal applicable in the respective region must be observed.
- The battery may explode if it catches fire!
- Do not short circuit the battery!

Accessories

- User accessories exclusively which have been tested by BARTEC for this purpose.
- The end user can replace the 4G/LTE modules, SIM card, microSD card, stylus, hand strap, leather carry case, shoulder strap and screen protector by himself.

5.2 First steps

5.2.1 Activating peripheral equipment in the utility program

A utility program is used to control the installed devices, e.g. barcode scanner, RFID reader, LTE module, touch, etc. The utility program is used to switch the devices on/off.

The utility program is used to switch the devices on/off.

In the settings menu, customer-specific settings can be made for some of the devices regarding their mode of operation.

Depending on the operating system used, a utility is available for the tablet PC.

- Windows® 10 IoT Enterprise CBB/SAC Utility program HotTab
- Windows® 10 IoT Enterprise LTSC Utility program Mobility Center

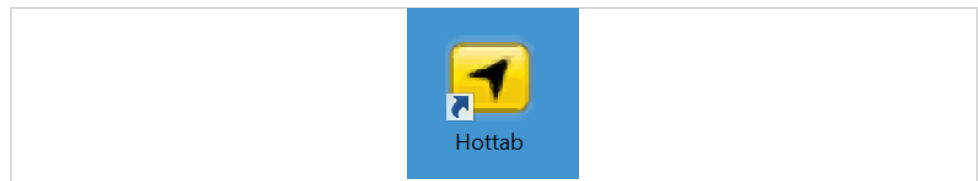


The utility programs are available on the BARTEC download page as a download with description at: <http://automation.bartec.de/indexE.htm>

5.2.1.1 Utility program for Windows 10 IoT Enterprise CBB/SAC - HotTab

The HotTab application offers fast access to the Tablet PC's functions (such as use of a camera, activating/deactivating installed devices, programming the function key).

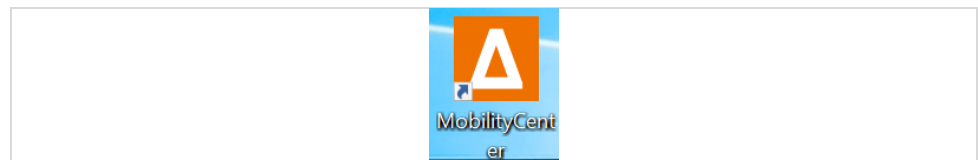
The application is already included in the image provided by BARTEC.



5.2.1.2 Utility program for Windows 10 IoT Enterprise LTSC - Mobility Center

The Mobility Center application offers fast access to the Tablet PC's functions (such as use of a camera, activating/deactivating installed devices, programming the function key).

The application is already included in the image provided by BARTEC.



6 Disposal



Tablet pc and accessories contains metallic and plastic parts and electronic components.


WEEE registration number of the BARTEC GmbH:
DE 95940350



As professional electrical devices, our devices are intended exclusively for commercial use, so-called B2B devices, in accordance with the WEEE Directive. The WEEE Directive provides the framework for the treatment of old electrical equipment throughout Europe. This means that you may not dispose of these devices in usual household waste but must dispose of them separately in an environmentally compatible manner and can also bring them to the collection points of public disposal companies. All products purchased from us can be returned to us by our customers for disposal. We will ensure disposal in accordance with the applicable laws. The sender shall bear the costs of postage and packaging.

7 Declaration of Conformity

7.1 EU Declaration of Conformity

EU Konformitätserklärung EU Declaration of Conformity Déclaration UE de conformité № G1-A0B0-7C0001		
Wir	We	Nous
BARTEC GmbH Max-Eyth-Straße 16 97980 Bad Mergentheim Germany		
erklären in alleiniger Verantwortung, dass das Produkt Agile S	declare under our sole responsibility that the product Agile S	attestons sous notre seule responsabilité que le produit Agile S
Type G7-A0B*-1***/*****		
auf das sich diese Erklärung bezieht den Anforderungen der fol- genden Richtlinien (RL) entspricht EMV-Richtlinie 2014/30/EU RED-Richtlinie 2014/53/EU RoHS-Richtlinie 2011/65/EU WEEE-Richtlinie 2012/19/EU	to which this declaration relates is in accordance with the provision of the following directives (D) EMC-Directive 2014/30/EU RED-Directive 2014/53/EU RoHS-Directive 2011/65/EU WEEE-Directive 2012/19/EU	se référant à cette attestation correspond aux dispositions des direc- tives (D) suivantes Directive CEM 2014/30/UE Directive RED 2014/53/UE Directive RoHS 2011/65/UE Directive WEEE 2012/19/UE
und mit folgenden Normen oder nor- mativen Dokumenten übereinstimmt	and is in conformity with the following standards or other normative documents	et est conforme aux normes ou docu- ments normatifs ci-dessous
IEC 60950-1: 2005, AMD1: 2009, AMD2: 2013 EN 50566: 2017 EN 62209-2: 2010 EN 50663: 2017 Draft EN 301 489-1 V2.2.1 EN 301 489-3 V2.1.1 Draft EN 301 489-17 V3.2.0 EN 301 489-19 V2.1.1 Draft EN 301 489-52 V1.1.0	EN 55032: 2015 EN 61000-3-2: 2014 EN 61000-3-3: 2013 EN 55035: 2017 EN 55024: 2010 EN 300 328 V2.1.1 EN 301 908-1 V11.1.1 EN 301 908-2 V11.1.2 EN 301 908-13 V11.1.2 EN 301 893 V2.1.1 EN 300 330 V2.1.1 EN 303 413 V1.1.1 IEC 60529 Edition 2.2: 2013	
Verfahren der internen Fertigungskontrolle	Procedure of internal control of production	Procédure de contrôle interne de fabrication
		
Bad Mergentheim, 19.02.2020		
 i.V. Osman Amith Head of BU Enterprise Mobility	 i.V. Cristian Olăreanu Team Leader Certification Center	
FB-0174d	Seite / page / page 1 von / of / de 1	

EU Konformitätserklärung
 EU Declaration of Conformity
 Déclaration UE de conformité
 N° G1-A0Z0-7C0004



Wir	We	Nous
-----	----	------

BARTEC GmbH
 Max-Eyth-Straße 16
 97980 Bad Mergentheim
 Germany

erklären in alleiniger Verantwortung, dass das Produkt Agile S Standard Battery	declare under our sole responsibility that the product Agile S Standard Battery	attestons sous notre seule responsabilité que le produit Agile S Standard Battery
--	--	--

Type G7-A0Z0-0039

auf das sich diese Erklärung bezieht den Anforderungen der fol- genden Richtlinien (RL) entspricht RoHS-Richtlinie 2011/65/EU WEEE-Richtlinie 2012/19/EU	to which this declaration relates is in accordance with the provision of the following directives (D) RoHS-Directive 2011/65/EU WEEE-Directive 2012/19/EU	se référant à cette attestation correspond aux dispositions des direc- tives (D) suivantes Directive RoHS 2011/65/UE Directive WEEE 2012/19/UE
und mit folgenden Normen oder nor- mativen Dokumenten übereinstimmt	and is in conformity with the following standards or other normative documents	et est conforme aux normes ou docu- ments normatifs ci-dessous


EN 62133: 2013
IEC 62133 (ed.2)

Verfahren der internen Fertigungskontrolle	Procedure of internal control of production	Procédure de contrôle interne de fabrication
---	--	---



Bad Mergentheim, 02.03.2020


 i.V. Michael Krüger
 VP Quality & Certification


 i.V. Cristian Olareanu
 Team Leader Certification Center

BARTEC

BARTEC GmbH
Max-Eyth-Str. 16
97980 Bad Mergentheim
Germany

Phone: +49 7931 597 0
info@bartec.com

bartec.com